

Character Creator



www.lovepaper.org

Ages 5+ (Adult supervision recommended)

Designing the look of a character can be a difficult task. That's why we've come up with this fun and easy character creator activity.




Instructions: Cut out the boxes below, place them all upside down and shuffle. Pick up 2 or 3 of the cut out boxes and on a spare sheet of paper, draw a character which combines the descriptions written down.



Cowboy	Wizard	Elf	Fairy
Animal	Knight	Goblin	Robot
Skeleton	Super Hero	Dragon	Ghost
Royalty	Alien	Tiny <small>Don't use with Huge. If you pick up both, put one back and pick up another box.</small>	Huge <small>Don't use with Tiny. If you pick up both, put one back and pick up another box.</small>

We'd love to see what you've done!
Share on social media using [#LovePaperCreations](#)

For more great activities, go to www.lovepaper.org/creations

 @LovePaperUK
 @LovePaperCampaign
 @LovePaperUK